

BROAD-SPECTRUM WEED CONTROL MADE EASY

BARRICADE – ONE APPLICATION FOR SEASON LONG CONTROL

BARRICADE HERBICIDE OFFERS YOU:

- An easy-to-use liquid formulation offering application to large area plants in one simple application, compared to granular pot-by-pot options
- High plant safety: will not burn plant foliage or flowers
- Apply as a drench over the top of foliage or direct to soil
- Broad spectrum control of broadleaf and grass weeds in one application
- Exempt from poison scheduling
- Unmatched season-long control – up to 4 months in potted plants and 6 months in plant beds



Barricade[®]
Herbicide

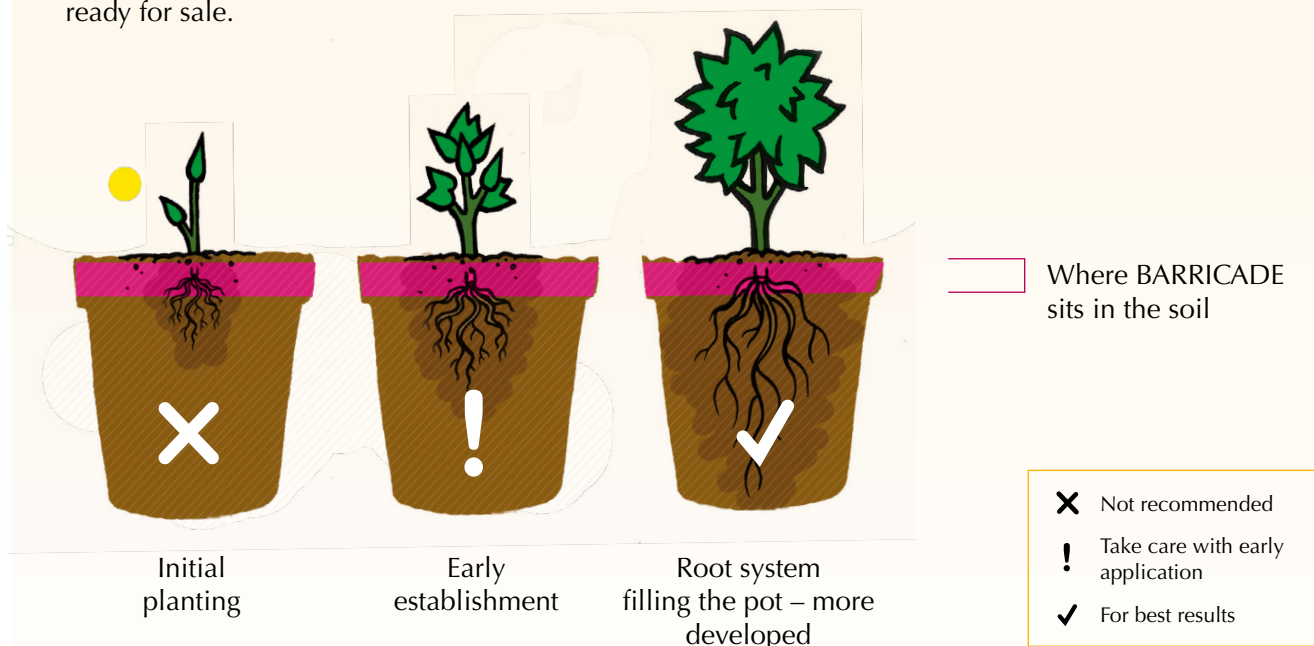
syngenta.

SET AND FORGET WEED CONTROL WITH BARRICADE

- BARRICADE is unmatched in its residual weed control capability, providing weed prevention longer than any other liquid or granular product. Registered for use in nursery and garden situations, and for the hardest to control grass and broad leaf weeds. You can trust in BARRICADE to keep your plants in top presentation shape for sale.
- BARRICADE has a high level of safety for perennials, trees, shrubs and grasses. The spray application can easily be applied directly over plants.
- BARRICADE works by inhibiting germinating weed root tips. Germinated weed root development quickly becomes impeded, resulting in rapid death for the weeds, resulting in clean pots and plant beds for your business.
- BARRICADE creates a barrier to weeds in the top layer of the growing medium. An even spray application over plants combined with a light water sets BARRICADE in place ensuring control of weeds germinating right at the top of the soil surface.
- With BARRICADE, a solid weed control barrier is produced giving unparalleled weed control performance.

TIMING KEEPS PLANTS CLEAN FOR SALE

BARRICADE works best after the early plant establishment stage, when roots are below the preventative barrier, as shown in the diagram below. BARRICADE is not recommended for the initial planting in pots or garden beds. This product is excellent for plants grown in and placed in presentation holding areas ready for sale.



NOTE: The BARRICADE label states plant development must be assessed when considering use and recommends a period of growth and establishment occurs before first application.


“DO NOT apply to recently re-potted or newly potted cuttings, divisions or plants. Allow a period of establishment within which a substantial root system can be developed.”

Initial planting = first potting, struck cuttings.

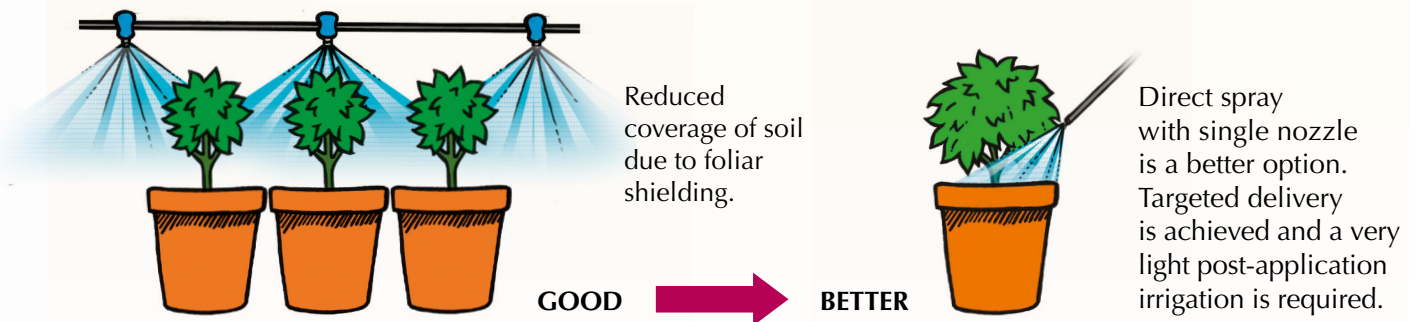
EASY TO APPLY IN ANY PLANT LAYOUT AND SIZE

One of the greatest benefits to using BARRICADE is that it can be applied directly over plant foliage. BARRICADE will either go around foliage or through it, or both, to achieve adequate growing medium coverage.

When foliar canopy is smaller in size to pot diameter and plants are closely spaced, application is easily placed directly over top and will generate high levels of application accuracy



When foliar canopy is similar size to pot diameter and plants are loosely spaced, overhead application may be effective, but individual pot application is recommended



EASILY ACTIVATED BARRIER WITH POST IRRIGATION

Just 3 mm overhead irrigation after spray application will activate BARRICADE into a surface barrier for your growing medium. Post irrigation may be delayed, as washing in is not immediately required. Similarly, a full irrigation cycle is not required; only a very light irrigation (minimum 3mm) is required to knock any remaining product off the leaves into the pot.

The more porous the growing medium, the less irrigation is required. Care should be taken not to over apply irrigation and push the barrier throughout the entire pot.

It is recommended that plants be pre-watered the night before and post-application irrigation not be applied for a few days, to ensure barrier binds to the top of the growing medium.



Good application and light post-application irrigation. BARRICADE positions near the soil surface.



Poor application and excessive post-application irrigation or rainfall. BARRICADE moves lower into the pot.



Barricade[®]
Herbicide

syngenta[®]

EFFICACY WITH LOW RATES

SPRAY UNIT CAPACITY	BARRICADE RATE	AREA COVERED
5 L	40 - 80 mL	100 m ²
15 L	120 - 240 mL	300 m ²
25 L	200 - 400 mL	500 m ²

Higher rates of BARRICADE will deliver maximum longevity and control in high weed pressure situations.

TIP: Prior use of catch cans, will help accurately determine irrigation time required to achieve 3 mm over the treatment area.

BARRICADE HERBICIDE IS THE GO-TO PREVENTATIVE WEED CONTROL SOLUTION IN NURSERY AND GARDEN ENVIRONMENTS – AVAILABLE IN 1 L AND 5 L BOTTLES

SITUATION	WEEDS	RATE
Garden beds (under mulch) and potted plants in nurseries, public open spaces and residential or commercial gardens	Nursery weeds such as: African Lovegrass (<i>Eragrostis curvula</i>), Barnyard Grass (<i>Echinochloa crus-galli</i>), Chickweed (<i>Cerastium glomeratum</i>), Crab Grass (<i>Digitaria sanguinalis</i>), Crowsfoot Grass (<i>Eleusine indica</i>), Creeping Oxalis (<i>Oxalis corniculata</i>), Cudweed (<i>Gnaphalium spp</i>), Paspalum (<i>Paspalum dilatatum</i>), Prairie Grass (<i>Bromus wildenowii</i>), Rat's Tail Fescue (<i>Vulpia myuros</i>), Ryegrass (<i>Lolium perenne</i>), Sow Thistle (<i>Sonchus spp</i>), Summer Grass (<i>Digitaria ciliaris</i>), Willowherb (<i>Epilobium ciliatum</i>), Winter Grass (<i>Poa annua</i>)	4 to 8 L/ha in 500 L of water

Refer to the registered label for full details and instructions for use.

For more information, please call Syngenta Customer Service on 1800 022 035
or visit www.greencast.com.au